



Model Code F5617

date of issue 11-09-20 revision 00

revision of 22-09-20 (the present replaces any previous versions)

Designer: centro studi interno

Structure: pinewood, beechwood, multilayer and plywood covered with polyurethane foam.

Spring system: elastic webbing

Seat Padding: seat cushions in ecological polyurethane foam covered with 100% polyester padding.

Back Padding: in ecological polyurethane foam covered with 100% polyester padding.

Arm Interior: armrest cushions in ecological polyurethane foam covered with 100% polyester padding.

Removability: not available.

Sewing: leather coverings feasible with contrast stitching in the colors available; cuts and sewing vary on microfiber (or fabric) coverings

Mechanisms: the model is equipped with headrests that can be manually lifted on all manual headrest recliner and fixed versions, with electric headrests operated by a touch pad positioned on the sides on all electric recliner versions. The height of the model with lift-up headrests is 102 cm. Recliner versions are equipped with electrically powered metal mechanism operated by a touch pad positioned on outer sides. The depth of the model with open recliner is 158 cm.

Components: button panel equipped with USB connector which allows several devices to be plugged in.

Standard feet: titanium colored PM2034, h. 13.5 cm, also available with shiny or Graubraun finish. Some versions may be equipped with hidden feet with a supporting structural function.

Density of seat and back

Markets	Seat	Back
I	30 Medium	24
D - NL - CH		
USA - California		
GB	37 fire retardant	27 fire retardant
Others	30 Medium	24

Note: when no values/contents are specified in the chart, please refer to "Others" field/area.

Coverings

	suggested	not suggested	not possible
thick leathers	✓		
thin elastic leathers	✓		
natural leathers	✓		
fabric*	✓		
microfibre*	✓		
leather + split	✓		
DeLuxe			✓
multi colour			✓
multi-category			✓
multi covering			✓

Please note: for not removable models, only one colour fabric covers are available.

* fabrics and microfibers are not available for the U.K. market

Multicovering / Components / Optional vers.




PULS_1



puls

Feet



PM2034



PM2090

Ottoman



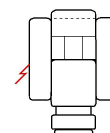
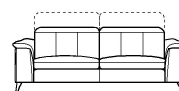
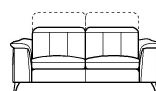
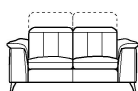
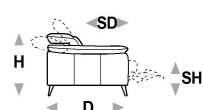
With the reservation of carrying for production purposes and without advanced notices modifications on the materials, coverings and dimensions of the product as indicated in the relevant specification. The given dimensions and volume are of indicative value being subject to the production process tolerances.

↑ fold following the dotted line ↑

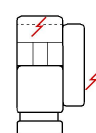
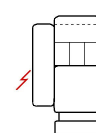
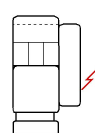
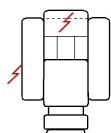
panarea.premium 1177



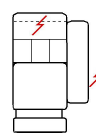
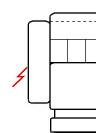
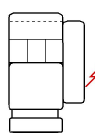
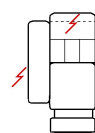
L Length - H Height - D Depth - SH Seat Height - SD Seat Depth
Dimensions refer to maximum sizes of the version with closed mechanism (where available).



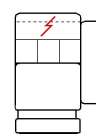
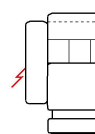
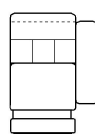
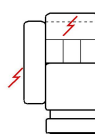
dimensions	L 111 H80 D109 SH46 SD59	L 168 H80 D109 SH46 SD59	L 190 H80 D109 SH46 SD59	L 220 H80 D109 SH46 SD59	L 112 H80 D109 SH46 SD59
version code	100	200	240	300	E34
Description	chair	2 seater	2 1/2 seater	3 seater	el.rec.chair manual headrest



L 112 H80 D109 SH46 SD59	L 84 H80 D109 SH46 SD59	L 84 H80 D109 SH46 SD59	L 85 H80 D109 SH46 SD59	L 85 H80 D109 SH46 SD59	L 85 H80 D109 SH46 SD59
161	B68	B69	D84	D85	C36
chair with elec.recl.	mini chair raf	mini chair laf	rhf el.rec.mini ch.man.hrest	lhf el.rec.mini ch.man.hrest	rhf el.rec.mini chair



L 85 H80 D109 SH46 SD59	L 95 H80 D109 SH46 SD59	L 95 H80 D109 SH46 SD59	L 96 H80 D109 SH46 SD59	L 96 H80 D109 SH46 SD59	L 96 H80 D109 SH46 SD59
C37	110	120	D86	D87	173
lhf el.rec.mini chair	1 right arm facing chair	1 left arm facing chair	rhf el.rec.chair man.hrest	lhf el.rec.chair man.hrest	elec.rec.chair 1arm raf



L 96 H80 D109 SH46 SD59	L 110 H80 D109 SH46 SD59	L 110 H80 D109 SH46 SD59	L 111 H80 D109 SH46 SD59	L 111 H80 D109 SH46 SD59	L 111 H80 D109 SH46 SD59
174	114	124	D88	D89	612
elec.rec.chair 1arm laf	rhf maxi chair	lhf maxi chair	rhf el.rec.maxi ch.man.hrest	lhf el.rec.maxi ch.man.hrest	1raf maxi chair rec.el

↓ fold following the dotted line ↓

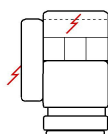
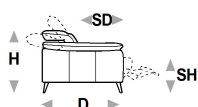


↑ fold following the dotted line ↑

panarea.premium 1177



L Length - **H** Height - **D** Depth - **SH** Seat Height - **SD** Seat Depth
Dimensions refer to maximum sizes of the version with closed mechanism (where available).



dimensions

L 111
H80 **D**109 **SH**46 **SD**59

version code

613

Description

1laf maxi chair
rec.el

↓ fold following the dotted line ↓

